
THE AUSTRALIAN NATIONAL UNIVERSITY

Comparing Institutions, Institutionalising Sustainability

Community Engagement in Campus Sustainability

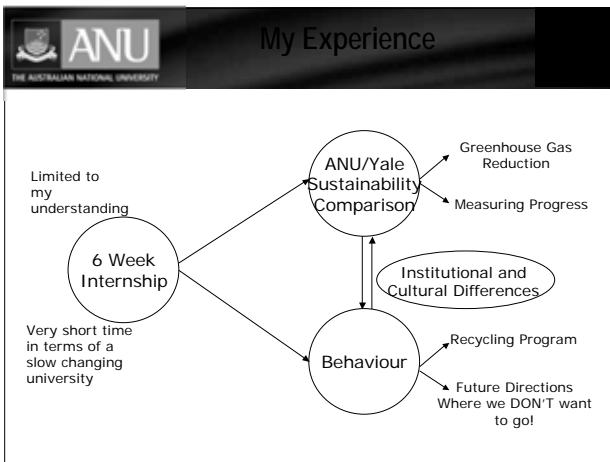
Ed Boydell
18 March 2008


 My Experience

Limited to my understanding

6 Week Internship


Very short time in terms of a slow changing university

 Yale vs ANU


	ANU	Yale
Established	1946	1701
Campus Community	17,087 Staff (A&G) and Students	23,136 Staff, Faculty and Students
Undergraduate Students 2006	7,416	5,275 (87% live on campus)
Campus	145 Hectares High Biodiversity	130 Hectares Urban
2006 Data*	Waste to Landfill: 1208 Metric Tons	6396 Metric Tons
	Water Usage: 791,564 kL	2,504,046 kL
	GHG Emissions: 206 kg CO ₂ -e /m ²	248 kg CO ₂ -e /m ²


*ANU Data from the 2006-2007 EMPC Report (Available http://www.anu.edu.au/amgreen/files/617_Annual_Report_2006-7.pdf)
Yale Data from the (Working) FY 04-07 Sustainability Indicators/Draft 2007 Emissions Inventory. Unpublished. Subject to Change

 Different Goals, Same Gas

- Yale committed to reducing Greenhouse Gas Emissions by 43% from 2005 levels by 2020
- ANU 10% Reduction from 2002 levels by 2008*, Purchasing 20% Green Power
- Reduction focus similar – conservation, efficiency, eventually offsetting

*From the Campus Environmental Management Plan 2003-2008

 Yale's Emissions Profile




Electricity, heating and cooling included in GHG Reduction strategy – Account for over 80% emissions, most from on-campus power plants

Transportation emissions not included in Greenhouse Gas reduction strategy.

ANU THE AUSTRALIAN NATIONAL UNIVERSITY **Air Travel!**

- Air travel accounts for 72% of all transportation emissions
- My trip (SYD-LAX-JFK-LAX-SYD) est. 4.72 tons CO₂
- Is it worth it?
- Do I have any Legitimacy?
- Chose to offset the emissions



ANU THE AUSTRALIAN NATIONAL UNIVERSITY **Community Outreach and Engagement**

- Top-down commitment needs a grassroots push
- Need to build a “culture” of sustainability, “norming” sustainability, making it fun
- Issues of Scale – Communities of 17,087 (ANU) and 23,136 (Yale) can collectively make a big difference:
- Using purchasing power and policy to reduce collective footprint

ANU THE AUSTRALIAN NATIONAL UNIVERSITY **Student Experience – Connecting the Classroom to the “real world”**

Tony Blair’s Vision

“students won’t just be told about sustainable development, they will see and work within it: a living learning place in which to explore what a sustainable lifestyle means”

-Tony Blair, 2004

+ United Nations Decade of Education for Sustainable Development (2005 – 2014)

ANU THE AUSTRALIAN NATIONAL UNIVERSITY **As a Community**

- Understanding where we don’t want to go
- Make conscious and informed decisions about our consumption - Exercise our consumer choice
- TOGETHER – we can make a big difference – Good or Bad!